

# PMEX UPDATE

BUY	
	<b>CRUDE10-MY26</b> 96.54 <span style="color: green;">2.18%</span> Expiry 20/Apr/26 Remaining 24 Days
Entry	95.31 - 95.78
Stoploss	94.32
Take Profit	96.66 - 97.66

BUY	
	<b>NGAS1K-MY26</b> 3.0330 <span style="color: green;">3.59%</span> Expiry 27/Apr/26 Remaining 31 Days
Entry	3.003 - 3.019
Stoploss	2.96
Take Profit	3.06 - 3.086

SELL	
	<b>GO10Z-JU26</b> 4,444.15 <span style="color: green;">0.80%</span> Expiry 27/May/26 Remaining 61 Days
Entry	4460 - 4452
Stoploss	4493.78
Take Profit	4410 - 4380

N/A	
	<b>SL10-MA26</b> 68.19 Expiry Remaining
Entry	---
Stoploss	#VALUE!
Take Profit	---

SELL	
	<b>PLATINUM5-JY26</b> 1,828.45 <span style="color: red;">-0.57%</span> Expiry 26/Jun/26 Remaining 91 Days
Entry	1855 - 1845
Stoploss	1881.57
Take Profit	1821 - 1801

SELL	
	<b>COPPER-MY26</b> 5.4758 <span style="color: red;">-0.02%</span> Expiry 28/Apr/26 Remaining 32 Days
Entry	5.49 - 5.47
Stoploss	5.53
Take Profit	5.42 - 5.39

BUY	
	<b>ICOTTON-MY26</b> 69.24 <span style="color: red;">-0.24%</span> Expiry 22/Apr/26 Remaining 26 Days
Entry	68.83 - 69.05
Stoploss	68.69
Take Profit	69.62 - 69.95

SELL	
	<b>DJ-JU26</b> 46,068 <span style="color: red;">-0.35%</span> Expiry 17/Jun/26 Remaining 82 Days
Entry	46168 - 46087
Stoploss	46472.77
Take Profit	45900 - 45798

SELL	
	<b>SP500-JU26</b> 6,500 <span style="color: red;">-0.39%</span> Expiry 17/Jun/26 Remaining 82 Days
Entry	6619 - 6499
Stoploss	6669.19
Take Profit	6565 - 6530

SELL	
	<b>NSDQ100-JU26</b> 23,653 <span style="color: red;">-0.59%</span> Expiry 17/Jun/26 Remaining 82 Days
Entry	23746 - 23650
Stoploss	23992.15
Take Profit	23414 - 23311

BUY	
	<b>GOLDUSDJPY-MY26</b> 159.83 <span style="color: green;">0.08%</span> Expiry 28/Apr/26 Remaining 32 Days
Entry	159.65 - 159.75
Stoploss	159.33
Take Profit	159.98 - 160.22

SELL	
	<b>GOLDEURUSD-MY26</b> 1.1511 <span style="color: red;">-0.16%</span> Expiry 28/Apr/26 Remaining 32 Days
Entry	1.1521 - 1.1512
Stoploss	1.154
Take Profit	1.1491 - 1.1467

## Major Headlines

### Oil prices resume climb amid tempered Iran peace effort hopes

Brent is on pace for a decline over the past five-day period, although it has pared back much of retreat logged earlier in the week underpinned by hopes for progress in efforts to end the nearly month-old conflict in the Middle East. Trump announced late on Thursday that a White House deadline for Iran to reopen the Strait of Hormuz or face U.S. attacks on energy facilities would be extended until April 6. In a Truth Social post, Trump claimed the extension came at the request of the Iranian government [see more...](#)

### Gold prices rise 2% as Trump signals progress in Iran talks; set for weekly loss

Gold prices rose more than 2% in Asian trading on Friday, supported by a slightly softer U.S. dollar and easing geopolitical tensions after Donald Trump signaled progress in talks with Iran. Spot gold was last up 2.1% at \$4,467.32 per ounce by 02:41 ET (06:41 GMT), while U.S. Gold Futures rose 1.1% to \$4,457.6/oz. [see more...](#)

### US stock futures slip as Middle East war de-escalation remains uncertain

U.S. stock index futures were down on Thursday, following gains in the previous session, as investors remained cautious over developments in the Middle East while weighing the prospects of a de-escalation. U.S. President Donald Trump said Iran was desperate to make a deal to end the fighting, contradicting the Iranian foreign minister who said Tehran was reviewing a U.S. proposal but had no intention of holding talks to wind down the conflict. [see more...](#)

### USD/JPY extends gains above 159.50 in risk-off markets

The US Dollar (USD) maintains an immediate bullish tone against the Japanese Yen (JPY) on Thursday, extending its rebound from Monday's lows at 158.00 to levels above 159.50 so far. Winding hopes of a price deal in the Middle East have hurt risk appetite, boosting the safe-haven US Dollar against its main peers on Thursday. Iran has rejected the 15-point peace plan presented by the US [see more...](#)

### EUR/USD holds losses near 1.1550 amid fading hopes of a US-Iran peace deal

The Euro (EUR) remains practically flat against the US Dollar (USD) at the time of writing on Thursday, consolidating losses from the previous two days. Iran's rejection of the US peace plan proposal has shattered the mild hopes of a peace deal in the Middle East, hurting investors' appetite for risk and providing additional support for the safe-haven USD. Iran has rejected the 15-point plan presented by the US to end the war in the Middle East and denied any negotiations [see more...](#)

### Dollar sluggish as market focuses on oil and Iran war

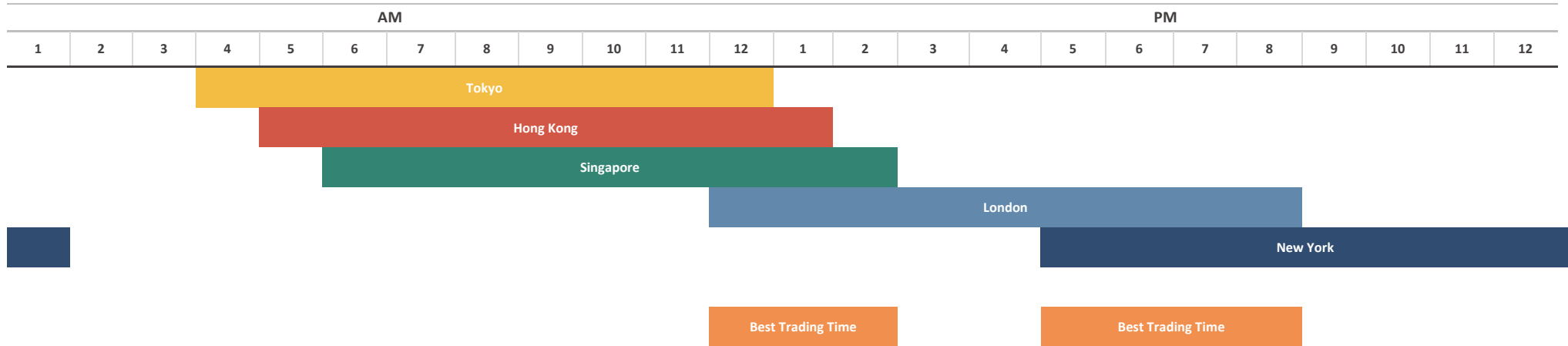
The U.S. dollar steadied against most major currencies on Thursday, pausing after strong gains this month, as dealers awaited clarity on what would happen next in the Iran war and hence the direction of oil prices, inflation and central bank policy. Iran's foreign minister said the country was reviewing a U.S. proposal to end the war but did not intend to hold talks to end the widening Middle East conflict [see more...](#)

## Economic Calendar

No event scheduled

# FOREX MARKETS' STATISTICS

## Forex Market Hours

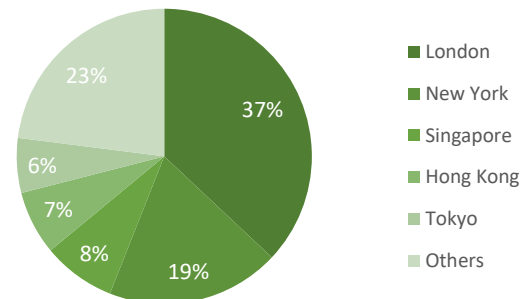


Note: This chart shows the normal forex trading times of all the major forex trading centers across the globe in Pakistan Standard Time.

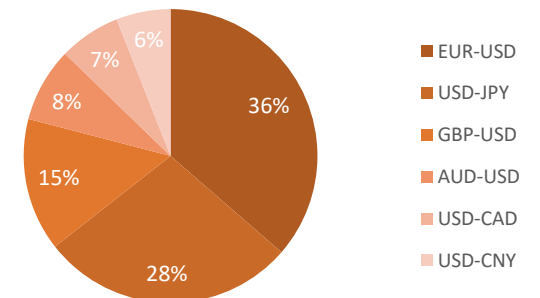
### Forex Turnover by Counterparty



### Markets' Share in Total Forex Turnover



### Most Traded Currency Pairs



Sources: ACPL Research, Forexmarkethours, Dailyfx, Ig

# DISCLAIMER

This report has been prepared by Abbasi and Company (Private) Limited and is provided for information purposes only. Abbasi and Company (Private) Limited (ACPL) is engaged in brokerage business of commodities futures in Pakistan and to provide the trading/ execution facility on Pakistan Mercantile Exchange (PMEX). There is risk of loss in trading in derivatives (futures). The author, directors and other employees of Abbasi and Company (Private) Limited and its affiliates cannot be held responsible for any loss in trading. Futures; futures on margin carries a high level of risk and may not be suitable for all investors. The high degree of leverage can work against the investor/ traders. Before deciding to invest in Commodity derivatives, you should carefully consider your investment objectives, level of experience, and risk appetite. The possibility exists that you could sustain a loss of some or all of your initial investment and therefore you should not invest money that you cannot afford to lose. You should be aware of all the risks associated with futures trading in commodities and other financial products. We take no responsibility for any loss made in investment on any instruments through us. In any event Abbasi and Company (Private) Limited, its affiliates, agents will not be liable to anyone for any decision made or action taken for investment/trading. Abbasi and Company (Private) Limited, its affiliates, directors and employees cannot be held responsible for any loss in trading due to any problem in connectivity; failure of system; technical problem in the software or any other reason whatever.

All the reports/ recommendations/ trading calls/ opinions are advisory in nature and contains the opinions of the author, which are not to be construed as investment advices. The author, directors and other employees of Abbasi and Company (Private) Limited and its affiliates cannot be held responsible for the accuracy of the information presented herein or for the results of the positions taken based on the opinions expressed in the reports/ views from Abbasi and Company (Private) Limited. All the views/ recommendations/ trading calls and opinions are based on the information, which are believed to be accurate and no assurance can be given for the accuracy of these information.

Derivatives trading involve substantial risk. The valuation of the underlying may fluctuate, and as a result, clients may lose their entire original investment. In no event should the content of this research report be construed as an express or an implied promise, guarantee or implication by, or from, Abbasi and Company (Private) Limited that you will profit or that losses can, or will be, limited in any manner whatsoever. Past results are no indication of future performance. The information provided in this report is intended solely for informative purposes and is obtained from sources believed to be reliable. Information is in no way guaranteed. No guarantee of any kind is implied or possible where projections of future conditions are attempted. Investments in securities market are subject to market risks, read all the related documents carefully before investing.

All rights reserved by Abbasi and Company (Private) Limited. This report or any portion hereof may not be reproduced, distributed, or published by any person for any purpose whatsoever. Nor can it be sent to a third party without prior consent of Abbasi and Company (Private) Limited. Action could be taken for unauthorized reproduction, distribution, or publication.

The research analyst, primarily involved in the preparation of this report, certifies that (1) the views expressed in this report accurately reflect his/her personal views about the subject commodity/index /currency pair and (2) no part of his/her compensation was, is or will be directly or indirectly related to the specific recommendations or views expressed in this report.

## DISCLOSURE

Following exchange rates are used to convert investment and profit values:

- USD/PKR: 280.10
- JPY/PKR: 1.97

To arrive at our Target Price, Abbasi & Company (Private) Limited uses following methods:

- Technical Analysis
- Fundamental Analysis

Furthermore, profit and returns are inclusive of all expenses including PMEX Fee, ACPL Fee & Sales Tax

## RESEARCH DISSEMINATION POLICY

Abbasi & Company (Private) Limited endeavors to make all reasonable efforts to disseminate research to all eligible clients in a timely manner through either physical or electronic distribution such as email, fax mail etc. Nevertheless, all clients may not receive the material at the same time.

### PREPARED BY

Muhammad Rashid Nawaz  
Phone: (+92) 42 38302028  
Ext: 118  
Email: [umairjaved@abbasiandcompany.com](mailto:umairjaved@abbasiandcompany.com)

### RESEARCH DEPARTMENT

6 - Shadman, Lahore  
Phone: (+92) 42 38302028; Ext: 116, 117  
Email: [research@abbasiandcompany.com](mailto:research@abbasiandcompany.com)  
web: [www.abbasiandcompany.com](http://www.abbasiandcompany.com)

### HEAD OFFICE

6 - Shadman, Lahore  
Phone: (+92) 42 38302028  
Email: [support@abbasiandcompany.com](mailto:support@abbasiandcompany.com)  
web: [www.abbasiandcompany.com](http://www.abbasiandcompany.com)